











<p>Rite-Hite Barrier Systems</p> <p>These products all address OSHA 1910.23.</p>	<p>Dok-Guardian Heavy Duty</p> 	<p>Dok-Guardian Light Duty</p> 	<p>Safe-T-Gate Automatic</p> 	<p>Door Dok-Guardian</p> 	<p>Safe-T-Gate Light Duty</p> 
<p>Barrier Systems for applications that require frequent access.</p>					
<p>Product description and common applications:</p>	<p>Areas where an opening requires a barrier to warn people and stop fork trucks. <i>Examples: loading docks and in-plant work areas.</i></p>	<p>Areas where an opening requires a barrier to warn people and stop light duty carts. <i>Examples: loading docks and in-plant work areas.</i></p>	<p>Areas where a push-button operated barrier is needed to warn people and stop fork trucks. <i>Examples: loading docks; in-line gate for conveyors.</i></p>	<p>Loading dock fall protection for facilities with “closed door” policy due to air quality or security concerns. <i>Examples: food processing facilities; air-conditioned buildings.</i></p>	<p>Pedestrian barrier with easy removal for access. <i>Examples: in-plant work areas and loading docks.</i></p>
<p>Stopping power:</p>	<p>Curtain stops 10,000 lb. @ 4 m.p.h. multiple times with little or no damage.</p>	<p>Curtain stops 1,000 lb. @ 4 m.p.h. multiple times with little or no damage.</p>	<p>Strap stops 10,000 lb. @ 4 m.p.h. Rail/strap assembly will need to be replaced after significant impact.</p>	<p>Stops 10,000 lb. @ 4 m.p.h.; some damage may occur to brackets and/or the bottom door panel.</p>	<p>Stops 200 lbs. of force. While not intended to stop material handling equipment, rails will absorb minor “bumps” with little or no damage.</p>
<p>Deflection when impacted:</p>	<p>Up to 11'5" opening: 17" Up to 16'5" opening: 30"</p>	<p>Up to 11'5" opening: 17" Up to 16'5" opening: 30"</p>	<p>Up to 10'0" opening: 12"</p>	<p>Up to 10'0" opening: 12"</p>	<p>Up to 10'0" opening: 6"</p>
<p>Maximum clear opening width:</p>	<p>16'5"</p>	<p>16'5"</p>	<p>10'0"</p>	<p>10'0"</p>	<p>10'0"</p>
<p>Ease of removal and repositioning for access to opening:</p>	<p>Manual operation: Less than 10 seconds, 30 lbs. of force.</p>	<p>Manual operation: Less than 10 seconds, 30 lbs. of force.</p>	<p>Motor operator with up/down push buttons.</p>	<p>Strap is attached to bottom door panel and travels automatically with door as it is raised and lowered.</p>	<p>Manual operation: Less than 5 seconds, 15 lbs. of force.</p>
<p>Special Notes:</p>	<p>Common member units and interlock options available. Wardens protect door tracks on stand-alone units.</p>	<p>Common member units and interlock options available. Wardens protect door tracks on stand-alone units.</p>	<p>Maximum clear opening height is 12'0". Overall unit height is clear opening height plus 3'3". Interlock option available. Light duty model available. Wardens protect Safe-T-Gate and door tracks.</p>	<p>GX-4000 bottom panel is required. Wardens protect door tracks.</p>	<p>Posts can be common member with GuardRite Light Duty. Overhead clearance required is opening width plus 4'4".</p>

Rite-Hite Barrier Systems	SpanGuard 	GuardRite Strap 	GuardRite Light Duty 	GuardRite Heavy Duty 	GuardRite SureStop 
Barrier Systems for applications that do not require frequent access.					
Common applications:	Where fall protection or separation of specific areas is required and barrier must be removed from time to time or plant layout is subject to change. <i>Examples: walkways or work areas near fork truck traffic; inside loading docks; separation of work areas.</i>	Where fall protection or separation of specific areas is required and occasional unobstructed access is needed. <i>Examples: work areas near fork truck traffic; inside loading docks; outside platform docks.</i>	Where separation for pedestrian walkways is desired to improve safety, plant organization and aesthetics. <i>Examples: walkways or work areas near fork truck traffic; inside of perimeter building walls; entrance ways to plant; outside of cafeteria or restrooms.</i>	Where rigid, durable protection is needed from material handling equipment or pallet storage. <i>Examples: open, exposed work areas; conveyor protection from pallet storage area; work stations @ loading dock.</i>	Areas that are subject to fork truck damage due to narrow aisles or careless fork truck drivers; where maximum protection is desired. <i>Examples: modular buildings; electrical boxes; building walls behind pallet storage areas.</i>
Stopping power:	Stops 200 lbs. of force. While it is not designed to stop material handling equipment, curtain will absorb minor "bumps" with little or no damage.	Straps will stop 10,000 lb @ 4 m.p.h. multiple times with little or no damage.	Stops 200 lbs. of force. While it is not intended to stop material handling equipment, flexible rails will absorb minor "bumps" with little or no damage.	Stops 10,000 lb. @ 4 m.p.h. Steel rails will typically need to be replaced after one impact of this magnitude.	Stops 10,000 lb. @ 4 m.p.h. multiple times with limited damage to SureStop.
Deflection when impacted:	60' long curtain: 12"-24" depending on tightness of curtain.	20' length: 32" 40' length: 50" 60' length: 84"	9'6" long rail: 2"	9'8" long rail: 12"	2"
Maximum clear width between uprights:	60'	60'	9'8"	9'8"	Does not utilize uprights – individual sections are bolted together.
Ease of removal and repositioning for access to opening:	1-2 minutes. 20:1 gear ratio makes it easy to tighten.	5-10 minutes. Optional storage system available.	Permanently fixed posts; rails can be installed to allow easy lift-out. 10' rail weighs 15 lbs.	Permanently fixed barrier. Removable rail option available. 10' rail weighs 80 lbs.	Permanently fixed barrier.
Special Notes:	Available in 60' and 30' lengths. Latching post can be common member.	Single post and/or single strap configurations also available. Posts can be common member. Straps available in 10' increments.	Rails can be sized in field. Up to seven rails can be installed between posts. Add-on post can double height.	Standard rails: 9'8" Shorter, custom-sized rails available.	Can be combined with GuardRite Light Duty or GuardRite Strap. 90° corner section available.